





# CONCRETE UPSTAND


- for deep boxes -

[www.thye-lokenberg.com](http://www.thye-lokenberg.com)



Detail view: Connecting the concrete upstand, top view

- ▶ For rear and front upstand
- ▶ Height: 18 cm, 20 cm, 22 cm, 24 cm
- ▶ Easy to install
- ▶ Concrete strength: C 40/50
- ▶ For new and old buildings (retrofitted)



**thye-lokenberg**

# CONCRETE UPSTAND

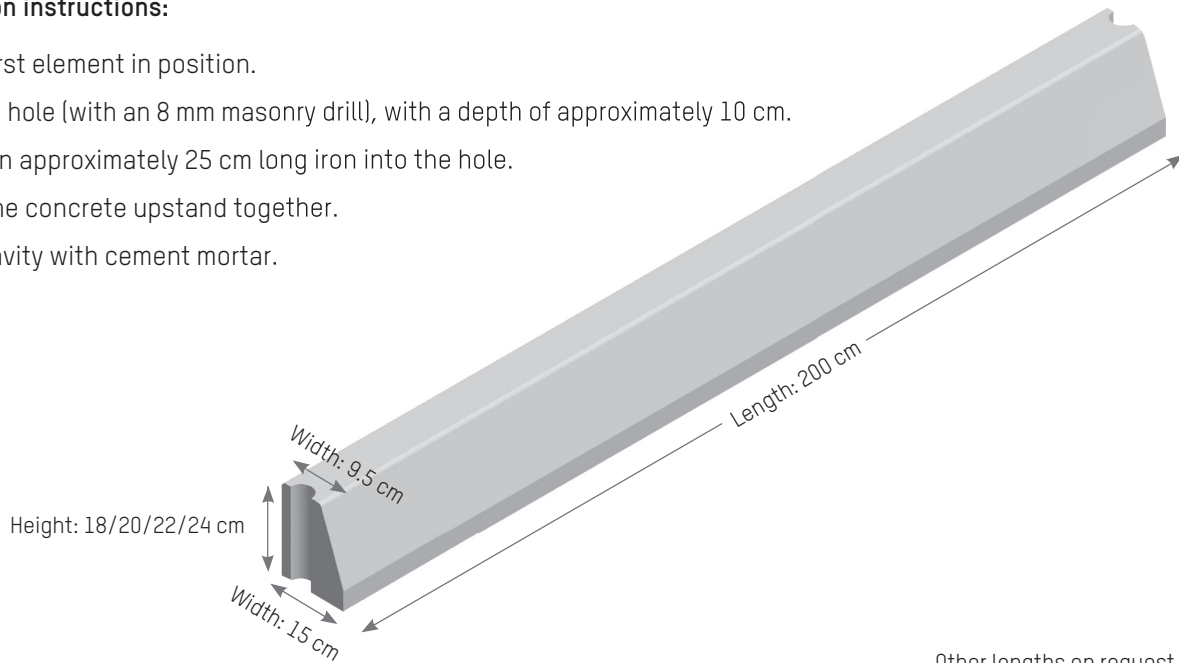


With the concrete upstand the company Thye-Lokenberg offers a steady, cost-effective and sustainable solution for the production in dairy cattle. To avoid claw damages and injuries to joints, the tops are rounded.


We offer this concrete upstand as a standard measure of 2.00 m length. The bottom width is 15 cm, the top tapering to 9.5 cm. To be able to react flexibly to given stable equipment, we offer the following different heights: 18 cm, 20 cm, 22 cm, 24 cm.

## Installation instructions:

- 1st. Get first element in position.
- 2nd. Drill a hole (with an 8 mm masonry drill), with a depth of approximately 10 cm.
- 3rd. Rod an approximately 25 cm long iron into the hole.
- 4th. Put the concrete upstand together.
- 5th. Fill cavity with cement mortar.



Other lengths on request.



Detail view: Connecting the concrete upstand, top view

The illustrations may differ from the actual version.  
Subject to technical changes.

Manufactured according to the requirements of DIN EN 12737



Thye-Lokenberg Deutschland GmbH  
Erlenweg 4  
49434 Neuenkirchen-Vörden

Fon: +49 5493 99219-0  
Fax: +49 5493 1822  
E-Mail: [info@thye-lokenberg.de](mailto:info@thye-lokenberg.de)

Thye-Lokenberg Polska Sp. z o.o.  
ul. Osiedlowa 27  
PL 68-114 Tomaszowo

Tel.: +48 68 3606-199  
Fax: +48 68 3606-398  
E-Mail: [thye@thye-lokenberg.pl](mailto:thye@thye-lokenberg.pl)